

Prosys® Leg Bag Sleeve

FITTING INSTRUCTIONS



Simply pull the **Prosys® Leg Bag Sleeve** over the foot like a sock and up onto the thigh or calf with the large slit in the material at the top and facing outwards.




















Slide your **Prosys® Leg Bag** or any other brand of urine drainage bag into the top of the **Prosys® Leg Bag Sleeve** through the slit in the material and push the drainage tap through the hole at the bottom. Rotate and locate the sleeve into a position that feels comfortable.

Code	Size*	Colour Code	Pack
PLS3881	Small (24-40cm)	Yellow	4
PLS3904	Medium (36-50cm)	Blue	4
PLS3928	Large (40-65cm)	Beige	4

*All sizes are approximate and may vary dependent on user.

WASHING INSTRUCTIONS

The **Prosys® Leg Bag Sleeve** is made of Polyamide 92%, Elastane 7%, Viscose 1% and is machine washable.

 Non-sterile	 Keep dry	 Batch code	 Catalogue number
 Consult instructions for use	 Keep away from sunlight	 Date of manufacture	 Medical device
 Caution	 Do not use if package is damaged	 Use by date	 Unique device identifier
 Not made with natural rubber latex	 Manufacturer	 UK conformity mark	
 Authorized representative in the European community/European Union	 European conformity mark		