























Prosys® Urine Drainage Bag

- Take care not to touch the inner contents
- Decontaminate hands before and after procedure by washing and drying thoroughly
- Follow the principles of an aseptic and non-touch technique
- Avoid touching the ends of any connecting areas
- Always adhere to local policies and guidelines

If the package is damaged, the device must not be used. This device is not suitable for re-sterilisation.

Instructions for use

- ① Open **Prosys®** sterile pack taking care not to touch the inner contents
- ② Wash and dry hands thoroughly
- ③ Position and prepare the new **Prosys®** sterile bag. Do not remove the protective cap at this stage
- ④ Disconnect used drainage bag and immediately connect new sterile bag to the catheter or sheath
- ⑤ Avoid touching the ends of any connecting area
- ⑥ Use the new protective cap to cover the end of the used drainage bag
- ⑦ Empty the used drainage bag and dispose of according to local policies and guidelines
- ⑧ Always use an aseptic and non-touch technique
- ⑨ Use on a single patient during single procedure

SYMBOL EXPLANATION									
	Do not re-use		Caution		Keep dry		Batch code		Catalogue number
	Do not re-sterilize		Contains or presence of Phthalates		Keep away from sunlight		Date of manufacture		Medical device
	Consult instructions for use		Not made with natural rubber latex		Do not use if package is damaged		Use by date		Unique device identifier
	Sterilized using ethylene oxide		Single sterile barrier system		Single sterile barrier system with protective packaging inside		Manufacturer		
	Authorized representative in the European Community/European Union				European conformity mark		UK conformity mark		

Any serious incident that has occurred with this device should be reported to the manufacturer or competent authority



Clinisupplies



Clinisupplies Ltd, 1 Blackmoor Lane, Croxley Park, Watford, Hertfordshire WD18 8GA, UK
Tel: +44 (0)20 8863 4168 Email: info@clinisupplies.co.uk www.clinisupplies.co.uk



Advena Ltd. Tower Business Centre, 2nd floor,
Tower Street, Swatar, BKR 4013. Malta.

06/23 v5

