

Prosys® 2000ml Urine Drainage Bag

Prosys® Single Use Night Bag

10 x Non-Drainable, Non-Sterile, 2000ml Night Bag

REF P2

Instructions for use

Fitting a **Prosys®** single use night bag to a **Prosys®** leg bag

IMPORTANT: Do not disconnect your leg bag from your catheter

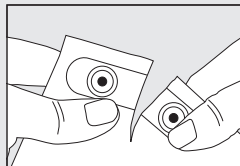
- ① Open pack
- ② Remove the protective cap from the top of the inlet tube on the **Prosys®** night bag and push the connector into the flexible tube at the bottom of the **Prosys®** leg bag tap
- ③ Once the two bags are securely connected, open the tap to allow overnight drainage of urine into the night bag
- ④ To ensure free drainage of urine and support of the **Prosys®** night bag we advise the use of a floor stand or hanger.

Fitting a **Prosys®** single use night bag to a sheath




















- ① Open pack
- ② Remove the protective cap from the top of the inlet tube on the **Prosys®** night bag and push the connector into the sheath outlet ensuring the connection is secure

Emptying and disposal of used **Prosys®** single use night bag

- ✓ Empty the **Prosys®** non-drainable night bag before you dispose of it by tearing the top corner as indicated.
- ✓ The contents should be poured in to the toilet and the toilet flushed.
- ✓ If the bags are to be disposed of through the refuse collection service, ensure the bag is placed in a disposable bag and sealed before you place it in a dustbin.
- ✗ Do not incinerate any used bags or any other equipment indoors.
- ✗ Do not flush used bags down the toilet.



IMPORTANT INFORMATION

	Non-sterile		Medical device
	Do not re-use		Unique device identifier
	Consult instructions for use		Batch code
	Caution		Manufacturer
	Contains or presence of Phthalates		Date of manufacture
	Not made with natural rubber latex		Use by date
	Keep dry		European conformity mark
	Keep away from sunlight		UK conformity mark
	Do not use if package is damaged		Authorized representative in the European Community/ European Union
	Catalogue number		



Clinisupplies



Clinisupplies Ltd, 1 Blackmoor Lane, Croxley Park, Watford, Hertfordshire WD18 8GA, UK
Tel: +44 (0)20 8863 4168 Email: info@clinisupplies.co.uk www.clinisupplies.co.uk



Advena Ltd, Tower Business Centre, 2nd floor,
Tower Street, Swatar, BKR 4013, Malta.

CS23382_0422 v7