

# Prosys® 2000ml Urine Drainage Bag

## Prosys® Single Use Night Bag

10 x Drainable, Non-Sterile, 2000ml Night Bag

**REF** PSU2/PHSU2

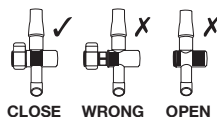
## Instructions for use

### Fitting a Prosys® single use night bag to a Prosys® leg bag

**IMPORTANT: Do not disconnect your leg bag from your catheter**

- 1 Open pack.
- 2 Remove the protective cap from the top of the inlet tube on the **Prosys®** night bag. Push the connector into the flexible tube at the bottom of the **Prosys®** leg bag tap.

- 3 Ensure that the tap of the night bag is in CLOSE position as indicated.



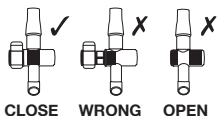
- 4 Once the two bags are securely connected, open the tap of the leg bag, to allow overnight drainage of urine into the night bag.

- 5 To ensure free drainage of urine and support of the **Prosys®** night bag we advise the use of a floor stand or hanger.

### Fitting a Prosys® single use night bag to a sheath

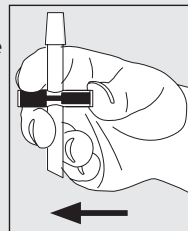
- 1 Open pack.
- 2 Remove the protective cap from the top of the inlet tube on the **Prosys®** night bag. Push the connector into the sheath outlet ensuring the connection is secure.

- 3 Ensure that the tap of the night bag is in CLOSE position as indicated.



### Emptying and disposal of used Prosys® single use night bag

- ✓ Remove safety clip on the outlet tap at the bottom of the night bag.
- ✓ Empty the **Prosys®** single use drainage bag by pushing the outlet tap to one side as indicated.
- ✓ The contents should be poured in to the toilet and the toilet flushed.



- ✓ If the bags are to be disposed of through the refuse collection service, ensure the bag is placed in a disposable bag and sealed before you place it in a dustbin.
- ✗ Do not incinerate any used bags or any other equipment indoors.
- ✗ Do not flush used bags down the toilet.

## IMPORTANT INFORMATION

	Non-sterile		Medical device
	Do not re-use		Unique device identifier
	Consult instructions for use		Batch code
	Caution		Manufacturer
	Contains or presence of Phthalates		Date of manufacture
	Not made with natural rubber latex		Use by date
	Keep dry		European conformity mark
	Keep away from sunlight		UK conformity mark
	Do not use if package is damaged		Authorized representative in the European Community/ European Union
	Catalogue number		



Clinisupplies

Clinisupplies Ltd, 1 Blackmoor Lane, Croxley Park, Watford, Hertfordshire WD18 8GA, UK  
Tel: +44 (0)20 8863 4168 Email: info@clinisupplies.co.uk [www.clinisupplies.co.uk](http://www.clinisupplies.co.uk)

Advena Ltd, Tower Business Centre, 2nd floor, Tower Street, Swatar, BKR 4013, Malta.

CS23383\_0422 v7